



CLEARCUBE

ClearCube® CD8815 Thin Client

Industrial Thin Client

ClearCube CD8815 ruggedized industrial thin client with expansion options to meet the demands of any environment

Featuring Quad-Core Intel® Atom® Processor







CD8815 Cloud Desktop Industrial Thin Clients are ruggedized thin clients powered by Intel® Atom™ E3845 (Bay Trail) quad-core, 1.91-GHz processors to provide a PC-like user experience in virtualized environments. The CD8815 includes an extensive set of I/O ports for industrial devices and sensors; supports ClearCube Cloud Desktop OS, Windows® 10 IoT, and Linux® operating systems; and is optimized for all major remote connectivity protocols.

Designed for the Industrial Workplace

Built for industrial settings, CD8815 thin clients feature a robust, ruggedized aluminum enclosure with integrated stands that surround each corner of the thin client to protect against impacts. The CD8815 thin client design eliminates fans and vents to provide an IP40 dust-proof rating and prevents the ingress of foreign materials. To minimize environmental considerations, the CD8815 can operate in temperatures ranging from 23 to 122 °F (-5 to 50 °C). Mounting options include VESA and DIN rail mounting kits.



Benefits

 <p>Intel® Atom™ E3845 quad-core CPU (1.91 GHz) for PC-like experience</p>	 <p>Cloud Desktop OS supports CITRIX® XenDesktop, VMware® View with Blast Extreme, Microsoft® RDP, and more</p>	 <ul style="list-style-type: none"> -Ruggedized aluminum enclosure -IP40 dust-proof rating with ventless and fanless design -Integrated chassis feet cover all corners for impact protection -Extensive I/O and network expansion options 	 <p>Designed for environments with wide temperature ranges (23 to 122 °F (-5 to 50 °C))</p>	 <p>Compact form factor reduces desktop footprint</p>	 <p>Browser-based management</p>
--	--	--	--	--	---

Extensive I/O Features, Expansion Options, and More

CD8815 thin clients provide excellent computing performance and I/O options for the latest VDI solutions: mSATA storage, optional SD Card reader, up to 8 GB DDR3L SO-DIMM, one HDMI port and one VGA port for two displays (up to 2560 × 1600 resolution), and four USB ports (one USB 3.0 port and three USB 2.0 ports). The feature-rich design includes two 10/100/1000 BASE-T LAN ports (RJ45) and two optional internal wireless network features (WLAN module and WWAN via SIM card). Additional I/O features include audio input and output ports, and up to three serial ports (RS-232/485) for sensors and legacy devices.



Thin Client

Model CD8815

Cloud Desktop OS and Cloud Desktop Management

ClearCube Cloud Desktop OS is a minimal-footprint operating system option for ClearCube thin clients. Deployment options include installing Cloud Desktop OS locally, or network booting for zero-client-like security. Cloud Desktop OS comes with support for CITRIX HDX, VMware View, Microsoft RDP, and a wide range of terminal services and virtual desktops. This efficient operating system enables Administrators to centrally-manage secure and virus-proof thin clients that can connect to hosted desktops, cloud-hosted desktops, or centrally-hosted applications out of the box.



CD8815 Rear View

ClearCube Cloud Desktop Management is a browser-based administrative tool that helps IT manage, configure, and update thin clients from one place. Features such as Real-Time Monitoring & Tactical Overview, Job Scheduling and Asset Management, and Peripheral Inventory take the burden out of managing devices on your network. Administrators can run Cloud Desktop Management from a Linux[®]-based appliance or install it on 32- and 64-bit Windows operating systems.

C8815 Thin Client Specifications

Processor	Intel® Atom™ E3845 Quad-Core 1.91 GHz
Memory	SO-DIMM socket for DDR3L 1066/1333 MHz RAM × 1 (up to 8 GB)
Display	Up to 2560 x 1600 (using HDMI and VGA)
Storage	mSATA connector × 1 (16GB/32GB)
I/O Physical	HDMI × 1 VGA × 1 USB 3.0 × 1 USB 2.0 × 3 Microphone in × 1 Line out × 1 SIM Slot × 1 (optional)
Networking	LAN (RJ-45, 10/100/1000 BASE-T) × 2 WLAN × 1 (optional) WWLAN × 1 (optional) Wi-Fi (optional)
Temperature	Operation: 23 to 122°F (-5 to 50°C) Storage: -4 to 176 °F (-20 to 80 °C)
Relative Humidity	20% to 80% non-condensing
Power Supply	60W, DC 12V/5A external power adapter, with lock
Mounting	VESA/DIN mounting kit (optional)
Security	N/A
OS Support	ClearCube Cloud Desktop OS, Windows 10 IoT, Linux
Physical Characteristics	Plastic and Metal
Dimension	182 (W) × 54.2 (H) × 159.5 (D) mm (thin client)
Regulatory Compliance	CE/FCC/LVD



Ordering Information

Call: (866) 652-3500 Email: sales@clearcube.com to order or for more information.